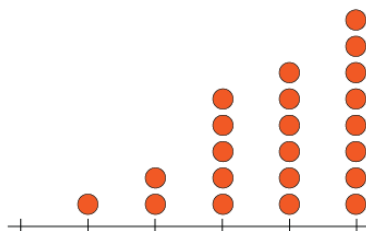


Activity 4 Assessment

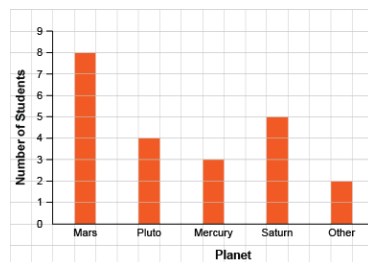
Drawing Bar Graphs

Creating Graphical Displays

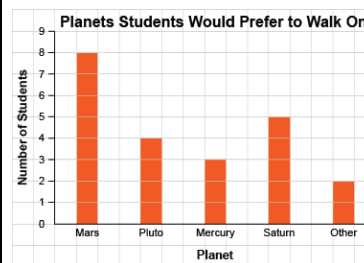
Creates graph but does not relate sample responses to labels



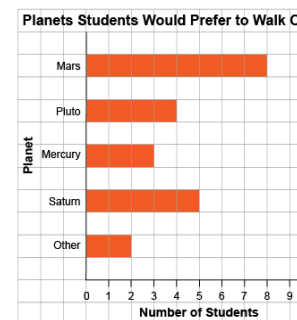
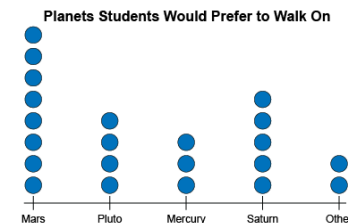
Creates graph with labels but omits title or scale



Successfully creates graphs (always of same type)



Creates graphs flexibly; shows same data on different graph types



Observations/Documentation